



EWING MARION

# KAUFFMAN SCHOOL

**EWING MARION KAUFFMAN SCHOOL, INC.  
FINANCE COMMITTEE MEETING PACKET  
Monday, March 6th, 2023**

CONTENTS	
Meeting Agenda	2
Meeting Minutes: 1.9.2023	3
Treasurer's Report	4

# EWING MARION KAUFFMAN SCHOOL, INC.

## FINANCE COMMITTEE - MEETING AGENDA

### MEETING INFORMATION

Ewing Marion Kauffman School (Zoom meeting)

Monday, February 6th, 2023

Finance Committee Meeting (5:30 pm CT)

All board members will participate via conference call line

The conference line may be accessed through a Zoom video link or via telephone:

<https://us02web.zoom.us/j/3695951828>

Dial in number: +1 (669) 900-6833

Meeting ID: 369 595 1828

### AGENDA

- **CALL TO ORDER**
  - Welcome guests
  - Review and discuss meeting agenda
  - Action: Meeting minutes (1.9.2023)
- **FINANCE**
  - Approve Treasurer's Report, including check register
- **COMMUNITY FORUM**
  - The Board will hear comments from community members regarding items on the agenda or other issues that should be brought to the Board's attention. Individual comments are limited to three minutes. It is anticipated the time allotted for the community forum will be no longer than fifteen minutes, unless time is extended by the Board Chair. Individuals who do not have an opportunity to speak during the allotted time will be given first opportunity at the next regularly scheduled Board of Directors meeting.
- **ADJOURN**

### FUTURE MEETINGS

- Board Meeting: Wednesday, March 8th, 2023 (8:30 am CST)

**MINUTES OF REGULAR MEETING OF THE FINANCE COMMITTEE OF THE BOARD OF DIRECTORS OF  
EWING MARION KAUFFMAN SCHOOL, INC.**

**January 9th, 2023**

A regular meeting of the Finance Committee of the Board of Directors of Ewing Marion Kauffman School, Inc., a Missouri nonprofit corporation exempt from federal taxation under Internal Revenue Code § 501(c)(3), was held at the Ewing Marion Kauffman School in Kansas City, Missouri on January 9, 2023, pursuant to public notice provided at least 24 hours in advance. The meeting was held using audio-video technology with a link provided in the notice and with opportunities for all to hear and be heard and see and be seen.

Participating were Kristin Bechard, Treasurer; Tracy McFerrin, and Jerry Williams. Corey Scholes was not able to participate.

Also participating from the School were Katie Pasniewski, Interim President/CEO; and John Tyler, Secretary and General Counsel;

No community members were present.

Ms. Bechard chaired the meeting and Mr. Tyler served as secretary. Ms. Bechard called the meeting to order at 5:30 pm., welcomed those in attendance, and previewed the agenda.

After discussion and upon motion duly made (Williams) and seconded (McFerrin), the Committee unanimously approved the minutes from its meeting on December 12, 2022.

Ms. Pasniewski explained that because of a miscommunication, there would not be a formal financial report. She explained that a report would be prepared and provided prior to the next meeting. She then highlighted aspects of the School's finances.

Ms. Pasniewski described the situation regarding the security services provider and its insurance coverage situation that arose at the end of December, including reporting on the status quo, options for the next steps, and the pros/cons of those options. Discussion occurred throughout.

Mr. Williams left during the prior discussion.

There was no community forum because no community members were present.

There being no further business, the meeting adjourned at 6:01 pm.

John Tyler, Secretary



# January 2023 Financials

PREPARED MAR'23 BY



## Contents



- Executive Summary
- Key Performance Indicators
- Forecast Overview
- Cash Forecast
- Appendix
- Check Register – Nothing to Report for 01/23

- As of 1/31/23, EMKS forecasts a year end cash balance of \$15.66M and 265 days of cash. This is an improvement of \$1.28M and 10 days of cash vs. the December forecast.

- **Income Statement Notes:**

- Revenue:

- The increase in revenue is due to the State of Missouri's 'hold harmless' rule. Hold harmless is a provision put into place by DESE to help schools manage COVID's financial impact.
    - Under hold harmless, schools are allowed to use the higher WADA from either the current or the previous two fiscal years. In January, a previous year WADA become higher than Kauffman's current fiscal year WADA. As a result, the school's basic formula calculations were re-run using the higher WADA (from FY21). This generated additional state funding which is reflected in the year end forecast.
    - The hold harmless provision will be allowed through the end of FY24, with school's returning to 'regular' funding for FY25.

PAGE 3

- **Income Statement Notes:**

- Expenses:

- Reflected in the 01/23 financials are updates to the expense forecast. While a review of ongoing expenses is still underway, the forecast has been adjusted in several categories.
    - Katie, Theresa and EdOps will continue to review the YTD expenses in March, with a final update to the YE budget with the 02/23 financial reports.
    - Current updates show an uptick in expense categories including:
      - Staff related costs (increased expenses for staff recruitment)
      - Occupancy services (tied to increases in facility supplies and a new security contract)
      - Student direct expense (for student technology and instructional supplies)
      - Office and business expense (primarily due to an increase in legal fees associated with staff unionization efforts)

PAGE 4

## Income Statement Notes:

### Net Income:

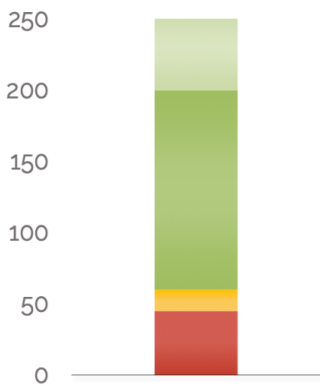
- Net income for the year forecast has increased because of the hold harmless provision, from \$418K last month to a projection of \$1.35M this month!
- Budget expense increases have been more than offset by the revenue increase from the hold harmless provision.

PAGE 5

# Key Performance Indicators

## Days of Cash

Cash balance at year-end divided by average daily expenses

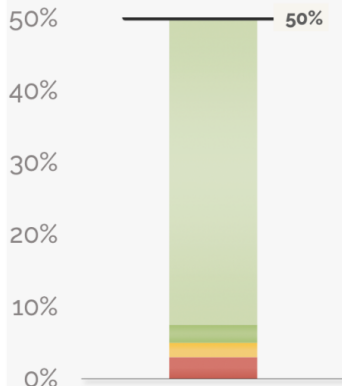


### 265 DAYS OF CASH AT YEAR'S END

The school will end the year with 265 days of cash. This is above the recommended 60 days and a 10 day improvement vs. the 12/22 forecast.

## Fund Balance%

Forecasted Ending Fund Balance / Total Expenses

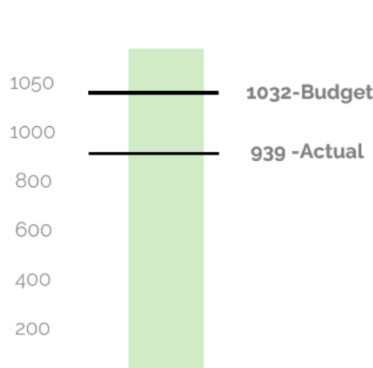


### 50.1% at Year's End

The school is projected to end the year with a fund balance of more than 50%!

## Student Enrollment

Current vs. Budgeted Enrollment

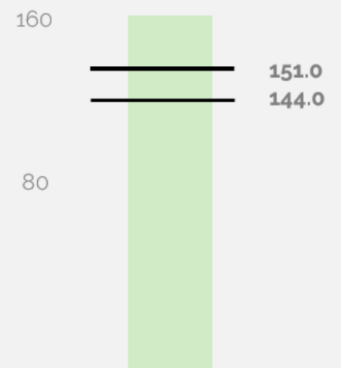


### 91% of BUDGET

The school is currently 9% below the projected enrollment of 1032.

## Staffing

Current vs. Budgeted Staffing








### 106% of BUDGET

The school's budget was set with 151 FTE. Current staffing is at 148. Salaries/benefits are higher than originally budgeted.

PAGE 6

# Forecast Overview

	Forecast	Budget	Variance	Variance Graphic	Comments
Revenue	\$23.2m	\$19.5m	<b>\$3.7m</b>		Tied directly to use of hold harmless WADA and funding equity.
Expenses	\$21.9m	\$19.9m	<b>-\$2m</b>		Mid-year forecast adjustments added to existing overages in salaries/benefits, occupancy expense,
<b>Net Income</b>	<b>\$1.4m</b>	<b>-\$379k</b>	<b>\$1.7m</b>		A significant improvement to Net Income vs. December, due to hold harmless.
Cash Flow Adjustments	\$505k	\$664k	<b>-\$159k</b>		Facilities improvements were made at the start of the school year in preparation for students.
<b>Change in Cash</b>	<b>\$1.9m</b>	<b>\$285k</b>	<b>\$1.6m</b>		

PAGE 7

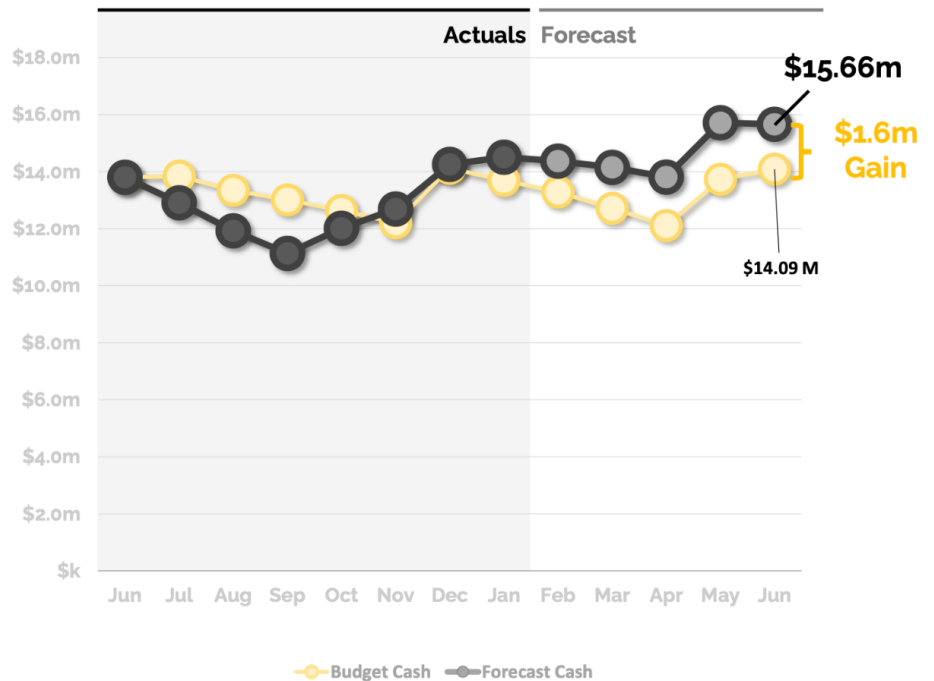
# Cash Forecast

## 265 Days of Cash at year's end

We forecast the school's year ending cash balance as **\$16m**, **\$1.6m** above budget.

Note: \$5M of the cash reserves are restricted:

- \$3M – Board discretion
- \$2M – Strategic planning



PAGE 8



# QUESTIONS?

Please contact your EdOps Finance Team:

Jamie Berry

jamie@ed-ops.com

816-444-1530

© EdOps 2017-2023

	Year-To-Date			Annual Forecast			
	Actual	Budget	Variance	Forecast	Budget	Variance	Remaining
<b>Revenue</b>							
Local Revenue	1,029,950	716,474	313,476	1,629,950	1,228,240	401,709	600,000
State Revenue	7,657,790	5,482,250	2,175,540	13,121,153	9,398,143	3,723,010	5,463,363
Federal Revenue	1,953,488	2,040,231	(86,743)	3,458,763	3,458,563	200	1,505,276
Private Grants and Donations	2,397,198	2,323,349	73,849	4,867,245	4,793,396	73,849	2,470,047
Earned Fees	134,460	346,547	(212,087)	134,460	594,081	(459,621)	-
<b>Total Revenue</b>	<b>13,172,886</b>	<b>10,908,851</b>	<b>2,264,035</b>	<b>23,211,572</b>	<b>19,472,424</b>	<b>3,739,148</b>	<b>10,038,686</b>
<b>Expenses</b>							
Salaries	5,114,125	4,925,387	(188,738)	8,983,155	8,443,520	(539,635)	3,869,030
Benefits and Taxes	1,789,379	1,773,331	(16,048)	3,341,023	3,039,996	(301,028)	1,551,645
Staff-Related Costs	206,556	113,750	(92,806)	235,818	195,000	(40,818)	29,262
Rent	146,698	146,698	-	293,396	293,396	-	146,698
Occupancy Service	1,357,631	1,331,633	(25,998)	2,406,716	2,282,800	(123,916)	1,049,085
Student Expense, Direct	821,346	597,252	(224,095)	1,965,659	1,695,960	(269,699)	1,144,312
Student Expense, Food	353,629	503,586	149,957	839,310	839,310	0	485,681
Office & Business Expense	1,147,522	888,657	(258,865)	1,893,418	1,297,309	(596,109)	745,896
Transportation	734,400	891,081	156,681	1,485,135	1,485,135	0	750,735
Total Ordinary Expenses	11,671,285	11,171,375	(499,911)	21,443,631	19,572,425	(1,871,205)	9,772,345
Net Operating Income	1,501,601	(262,524)	1,764,124	1,767,941	(100,001)	1,867,942	266,340
<b>Extraordinary Expenses</b>							
Equipment	29,806	-	(29,806)	29,806	-	(29,806)	-
Facility Improvements	104,624	-	(104,624)	104,624	-	(104,624)	-
Depreciation and Amortization	160,022	162,750	2,728	278,999	278,999	0	118,977
Total Extraordinary Expenses	294,452	162,750	(131,702)	413,429	278,999	(134,430)	118,977
<b>Total Expenses</b>	<b>11,965,737</b>	<b>11,334,124</b>	<b>(631,613)</b>	<b>21,857,060</b>	<b>19,851,425</b>	<b>(2,005,635)</b>	<b>9,891,323</b>
<b>Net Income</b>	<b>1,207,148</b>	<b>(425,273)</b>	<b>1,632,422</b>	<b>1,354,512</b>	<b>(379,001)</b>	<b>1,733,512</b>	<b>147,363</b>
Cash Flow Adjustments	(500,979)	547,651	(1,048,630)	505,102	663,901	(158,799)	1,006,080
<b>Change in Cash</b>	<b>706,170</b>	<b>122,378</b>	<b>583,792</b>	<b>1,859,613</b>	<b>284,900</b>	<b>1,574,713</b>	<b>1,153,443</b>

## ① REVENUE: \$3.7M AHEAD

Due to hold harmless WADA and funding equity

## ② EXPENSES: \$2M BEHIND

Mid-year forecast adjustments have increased the full year expense outlook. Fortunately, the expense increases are more than offset by the increases in revenue.

## ③ NET INCOME: \$1.7M ahead

## ④ CASH ADJ: \$159K BEHIND

Facilities improvements for FY23 school preparation

## ⑤ NET CHANGE IN CASH: \$1.6M AHEAD



	Actual							Forecast						
Income Statement	Jul	Aug	Sep	Oct	Nov	Dec	Jan	Feb	Mar	Apr	May	Jun	TOTAL	
Revenue														
Local Revenue	168,751	156,087	135,601	142,732	134,237	140,010	152,532	120,000	120,000	120,000	120,000	120,000	1,629,950	
State Revenue	769,831	748,862	751,341	2,130,030	1,105,087	1,055,754	1,096,886	1,092,673	1,092,673	1,092,673	1,092,673	1,092,673	13,121,153	
Federal Revenue	229,706	307,120	326,440	282,171	311,575	248,049	248,427	301,055	301,055	301,055	301,055	301,055	3,458,763	
Private Grants and Donations	0	73,349	0	500	73,349	2,250,000	0	0	0	0	2,250,000	220,047	4,867,245	
Earned Fees	928	103,229	7,023	4,248	5,856	8,951	4,226	0	0	0	0	0	134,460	
Total Revenue	1,169,216	1,388,647	1,220,405	2,559,680	1,630,105	3,702,763	1,502,070	1,513,728	1,513,728	1,513,728	3,763,728	1,733,775	23,211,572	
Expenses														
Salaries	647,746	716,896	944,284	684,375	699,201	695,243	726,379	738,827	738,827	738,827	738,827	913,724	8,983,155	
Benefits and Taxes	197,698	258,101	281,298	257,058	253,689	257,972	283,563	303,456	303,456	303,456	303,456	337,823	3,341,023	
Staff-Related Costs	133,396	4,806	21,036	11,681	9,678	17,109	8,850	5,852	5,852	5,852	5,852	5,852	235,818	
Rent	0	73,349	0	0	73,349	0	0	73,349	0	0	73,349	0	293,396	
Occupancy Service	205,568	182,935	181,880	192,098	181,414	202,134	211,602	209,817	209,817	209,817	209,817	209,817	2,406,716	
Student Expense, Direct	42,583	248,162	159,492	89,077	70,988	105,520	105,526	98,585	256,248	380,408	310,485	98,585	1,965,659	
Student Expense, Food	0	17,705	139,057	20,793	54,726	58,915	62,432	97,136	97,136	97,136	97,136	97,136	839,310	
Office & Business Expense	100,913	254,737	155,265	50,769	150,585	138,436	296,817	149,179	149,179	149,179	149,179	149,179	1,893,418	
Transportation	0	42,379	188,230	145,085	106,168	105,532	147,005	150,147	150,147	150,147	150,147	150,147	1,485,135	
Total Ordinary Expenses	1,327,903	1,799,071	2,070,543	1,450,935	1,599,797	1,580,862	1,842,174	1,826,349	1,910,662	2,034,822	2,038,249	1,962,264	21,443,631	
Operating Income	-158,688	-410,424	-850,138	1,108,745	30,307	2,121,901	-340,104	-312,621	-396,934	-521,094	1,725,479	-228,489	1,767,941	
Extraordinary Expenses														
Depreciation and Amortization	21,869	23,043	21,816	23,027	23,124	23,205	23,938	23,795	23,795	23,795	23,795	23,795	278,999	
Facility Improvements	22,011	23,747	2,935	11,218	7,245	6,639	30,829	0	0	0	0	0	104,624	
Equipment	29,806	0	0	0	0	0	0	0	0	0	0	0	29,806	
Total Extraordinary Expenses	73,687	46,789	24,751	34,245	30,369	29,844	54,767	23,795	23,795	23,795	23,795	23,795	413,429	
Total Expenses	1,401,590	1,845,860	2,095,294	1,485,180	1,630,167	1,610,707	1,896,940	1,850,144	1,934,458	2,058,618	2,062,044	1,986,059	21,857,060	
Net Income	-232,374	-457,213	-874,889	1,074,500	-62	2,092,057	-394,870	-336,416	-420,730	-544,890	1,701,684	-252,285	1,354,512	
Cash Flow Adjustments	-663,356	-524,075	81,102	-189,435	672,028	-527,750	650,506	201,216	201,216	201,216	201,216	201,216	505,102	
Change in Cash	-895,730	-981,288	-793,786	885,066	671,966	1,564,307	255,636	-135,200	-219,514	-343,674	1,902,900	-51,068	1,859,613	

PAGE 11

	Previous Year End 6/30/2022	Current 1/31/2023	Year End 6/30/2023
<b>Assets</b>			
<b>Current Assets</b>			
Cash*	13,801,775	14,507,945	15,661,388
Accounts Receivable	761,541	979,614	376,640
Other Current Assets	133,376	282,682	133,376
Total Current Assets	14,696,693	15,770,241	16,171,405
<b>Noncurrent Assets</b>			
Facilities, Net	936,665	1,063,470	1,063,470
Operating Fixed Assets, Net	165,422	83,776	-81,583
Total Noncurrent Assets	1,102,087	1,147,246	981,887
<b>Total Assets</b>	<b>15,798,780</b>	<b>16,917,487</b>	<b>17,153,292</b>
<b>Liabilities and Equity</b>			
<b>Liabilities</b>			
<b>Current Liabilities</b>			
Other Current Liabilities	4,365	2,343	4,365
Accounts Payable	851,091	996,411	851,091
Accrued Salaries and Benefits	231,739	0	231,739
Total Current Liabilities	1,087,195	998,754	1,087,195
Total Long-Term Liabilities	0	0	0
<b>Total Liabilities</b>	<b>1,087,195</b>	<b>998,754</b>	
<b>Equity</b>			
Unrestricted Net Assets	14,711,585	14,711,585	14,711,585
Net Income	0	1,207,148	1,354,512
<b>Total Equity</b>	<b>14,711,585</b>	<b>15,918,734</b>	<b>16,066,097</b>

**\*Note: \$5M of the school's cash are held in reserve**

- \$3M – Board discretion
- \$2M – Strategic planning

PAGE 12



Ewing Marion Kauffman School  
02/13/2023 1:36 PM

Check Register by Type

Payee Type:	Vendor	Check Type:	Check	Checking Account ID:	1	
Check Number	Check Date	Cleared	Void	Void Date	Entity ID	Entity Name
5420	01/10/2023	X			ACTINC	ACT, Inc
5421	01/10/2023	X			ARROWSTAGE	Busco, Inc.
5422	01/10/2023	X			CASTATED	California State Disbursement Unit
5423	01/10/2023	X			CONWAYMAC	Mackenzie Conway
5424	01/10/2023	X			CRITESKRI	Kristin Crites
5425	01/10/2023	X			MYERGAMA	Gamache & Myers PC
5426	01/10/2023	X			GRAPEVINE	Grapevine Designs, LLC
5427	01/10/2023	X			BERSERKAT	James Hutson
5428	01/10/2023	X			JOHNSONSCO	Scott Johnson
5429	01/10/2023	X			KCPREMTRAN	KC Premier Services LLC
5430	01/10/2023	X			INNOPTIONS	Linda Kirkpatrick
5431	01/10/2023	X			LAXTONJOH	Johanna Laxton
5432	01/10/2023	X			MCFERRINTR	Tracy McFerrin
5433	01/10/2023	X			MORGHUNT	Morgan Hunter Education, LLC
5434	01/10/2023	X			FINKTRUSTE	Richard V. Fink
5435	01/10/2023	X			SCHMIDTJOS	Joseph Schmidt
5436	01/10/2023	X			SUMMITCHRI	Summit Christian Academy
5437	01/10/2023				TALKSPACE	Talkspace Network LLC
5438	01/10/2023	X			TAYPSYCH	Cynthia Taylor
5439	01/10/2023	X			WILLIAMSJE	Jerry Williams
16349	01/10/2023	X			ADVTECH	Advantage Tech, Inc.
16350	01/10/2023	X			COMMERCE	COMMERCE BANK
16351	01/10/2023	X			TRAVTRANS	Corporate Travel Management North America, Inc
16352	01/10/2023	X			EDOPS	Education Business Solutions Inc
16353	01/10/2023	X			PLATINUM	Jaymie Huffman
16354	01/10/2023	X			JONESJERR	Jerrad Jones
16355	01/10/2023	X			SIPVINE	sipVine, Inc.
16356	01/10/2023	X			YEAGERDAN	Danielle Yeager
16357	01/10/2023	X			YELLOWDOG	Yellow Dog Networks, Inc.
11320231	01/13/2023	X			COMMERCE	COMMERCE BANK
5440	01/18/2023	X			CERTIFIED	Certified Languages International LLC
5441	01/18/2023	X			COASTALCL	Coastal Cloud Holdings LLC
5442	01/18/2023	X			GUARDIAN	The Guardian Life Insurance Co
5443	01/18/2023	X			JACKSONLEW	Jackson Lewis P.C.
5444	01/18/2023	X			KCCALLCO	Kansas City Call Company Inc.
5445	01/18/2023	X			LABORPROS	The Labor Pros, LLC
5446	01/18/2023	X			OVERGRAD	Overgrad Inc
5447	01/18/2023	X			PERFFOODGR	Performance Food Group Inc
5448	01/18/2023	X			TEAMCONNEX	Team Connection, Inc.
5449	01/18/2023	X			TSCHANGCHI	CHI-YOUNG TSCHANG
5450	01/18/2023	X			COLLINSSPO	W. L. COLLINS CORP, INC
16510	01/18/2023	X			COMMERCE	COMMERCE BANK
16511	01/18/2023	X			UNITEDHEA	United Healthcare Insurance Company
16512	01/18/2023	X			CUSHMAN	Cushman & Wakefield U.S., Inc
12020231	01/20/2023	X			COMMERCE	COMMERCE BANK
5451	01/24/2023	X			CONWAYMAC	Mackenzie Conway
5452	01/24/2023	X			CRITESKRI	Kristin Crites
5453	01/24/2023				CTCORP	CT Corporation System
5454	01/24/2023	X			HARVESTERS	Harvesters - The Community Food Network
5455	01/24/2023				BERSERKAT	James Hutson
5456	01/24/2023	X			JACKSONLEW	Jackson Lewis P.C.
5457	01/24/2023	X			JOHNSONSCO	Scott Johnson
5458	01/24/2023	X			LAXTONJOH	Johanna Laxton
5459	01/24/2023	X			MORGHUNT	Morgan Hunter Education, LLC
5460	01/24/2023				SCHMIDTJOS	Joseph Schmidt
5461	01/24/2023				KCPUBSCH	School District of Kansas City Missouri
5462	01/24/2023	X			SORINEX	Sorinex Exercise Equipment, Inc.
5463	01/24/2023				TALKSPACE	Talkspace Network LLC
16513	01/24/2023	X			COMMERCE	COMMERCE BANK
16514	01/24/2023	X			FIDWORKPL	Fidelity Workplace Investing LLC
16515	01/24/2023	X			FIDWORKPL	Fidelity Workplace Investing LLC
16516	01/24/2023	X			AMERFOOD	American Food and Vending Corp.
5464	01/31/2023				MCFERRINTR	Tracy McFerrin
5465	01/31/2023				MORGHUNT	Morgan Hunter Education, LLC
5466	01/31/2023				SPANLANG	Spanish Language Resources, Inc.
5467	01/31/2023				WHCKCTLLC	WHC KCT, LLC (ZTRIP)
16798	01/31/2023	X			ADVTECH	Advantage Tech, Inc.
16799	01/31/2023	X			JONESJERR	Jerrad Jones
20120231	02/01/2023	X			CONCURTEC	Concur Technologies, Inc.
20320231	02/03/2023	X			COMMERCE	COMMERCE BANK

Check Amount

5,254.50  
5,220.00  
392.00  
80.00  
410.00  
167.31  
591.30  
4,310.00  
145.00  
2,996.21  
866.00  
580.00  
63.76  
1,746.60  
320.00  
70.00  
225.00  
3,750.00  
3,200.00  
96.54  
1,277.25  
58,134.05  
344.50  
16,933.25  
3,450.00  
928.12  
598.50  
4,320.00  
860.00  
15,380.16  
108.75  
3,217.50  
11,051.84  
18,954.00  
63.00  
22,094.25  
595.00  
5,433.73  
2,340.13  
3,375.00  
163.37  
15,380.16  
132,513.65  
151,445.42  
21,769.84  
80.00  
170.00  
374.00  
819.59  
153.00  
24,534.00  
105.00  
290.00  
1,542.00  
50.00  
1,200.00  
46,381.50  
3,750.00  
21,769.84  
16,841.87  
3,540.17  
9,856.40  
1,341.12  
1,542.00  
150.00  
12,220.95  
1,384.50  
1,125.00  
1,191.38  
18,966.23

---

690,594.24

Check Register by Type

Payee Type:	Vendor	Check Type: Check				Checking Account ID: 1	
Check Number	Check Date	Cleared	Void	Void Date	Entity ID	Entity Name	
5420	01/10/2023	X			ACTINC	ACT, Inc	
16349	01/10/2023	X			ADVTECH	Advantage Tech, Inc.	
16798	01/31/2023	X			ADVTECH	Advantage Tech, Inc.	
16516	01/24/2023	X			AMERFOOD	American Food and Vending Corp.	
5421	01/10/2023	X			ARROWSTAGE	Busco, Inc.	
5422	01/10/2023	X			CASTATED	California State Disbursement Unit	
5440	01/18/2023	X			CERTIFIED	Certified Languages International LLC	
5449	01/18/2023	X			TSCHANGCHI	CHI-YOUNG TSCHANG	
5441	01/18/2023	X			COASTALCL	Coastal Cloud Holdings LLC	
16350	01/10/2023	X			COMMERCE	COMMERCE BANK	
11320231	01/13/2023	X			COMMERCE	COMMERCE BANK	
16510	01/18/2023	X			COMMERCE	COMMERCE BANK	
12020231	01/20/2023	X			COMMERCE	COMMERCE BANK	
16513	01/24/2023	X			COMMERCE	COMMERCE BANK	
20320231	02/03/2023	X			COMMERCE	COMMERCE BANK	
20120231	02/01/2023	X			CONCURTEC	Concur Technologies, Inc.	
16351	01/10/2023	X			TRAVTRANS	Corporate Travel Management North America, Inc	
5453	01/24/2023				CTCORP	CT Corporation System	
16512	01/18/2023	X			CUSHMAN	Cushman & Wakefield U.S., Inc	
5438	01/10/2023	X			TAYPSYCH	Cynthia Taylor	
16356	01/10/2023	X			YEAGERDAN	Danielle Yeager	
16352	01/10/2023	X			EDOPS	Education Business Solutions Inc	
16514	01/24/2023	X			FIDWORKPL	Fidelity Workplace Investing LLC	
16515	01/24/2023	X			FIDWORKPL	Fidelity Workplace Investing LLC	
5425	01/10/2023	X			MYERGAMA	Gamache & Myers PC	
5426	01/10/2023	X			GRAPEVINE	Grapevine Designs, LLC	
5454	01/24/2023	X			HARVESTERS	Harvesters - The Community Food Network	
5443	01/18/2023	X			JACKSONLEW	Jackson Lewis P.C.	
5456	01/24/2023	X			JACKSONLEW	Jackson Lewis P.C.	
5427	01/10/2023	X			BERSERKAT	James Hutson	
5455	01/24/2023				BERSERKAT	James Hutson	
16353	01/10/2023	X			PLATINUM	Jaymie Huffman	
16354	01/10/2023	X			JONESJERR	Jerrad Jones	
16799	01/31/2023	X			JONESJERR	Jerrad Jones	
5439	01/10/2023	X			WILLIAMSJE	Jerry Williams	
5431	01/10/2023	X			LAXTONJOH	Johanna Laxton	
5458	01/24/2023	X			LAXTONJOH	Johanna Laxton	
5435	01/10/2023	X			SCHMIDTJOS	Joseph Schmidt	
5460	01/24/2023				SCHMIDTJOS	Joseph Schmidt	
5444	01/18/2023	X			KCCALLCO	Kansas City Call Company Inc.	
5429	01/10/2023	X			KCPREMTRAN	KC Premier Services LLC	
5424	01/10/2023	X			CRITESKRI	Kristin Crites	
5452	01/24/2023	X			CRITESKRI	Kristin Crites	
5430	01/10/2023	X			INNOPTIONS	Linda Kirkpatrick	
5423	01/10/2023	X			CONWAYMAC	Mackenzie Conway	
5451	01/24/2023	X			CONWAYMAC	Mackenzie Conway	
5433	01/10/2023	X			MORGHUNT	Morgan Hunter Education, LLC	
5459	01/24/2023	X			MORGHUNT	Morgan Hunter Education, LLC	
5465	01/31/2023				MORGHUNT	Morgan Hunter Education, LLC	
5446	01/18/2023	X			OVERGRAD	Overgrad Inc	
5447	01/18/2023	X			PERFFOODGR	Performance Food Group Inc	
5434	01/10/2023	X			FINKTRUSTE	Richard V. Fink	
5461	01/24/2023				KCPUBSCH	School District of Kansas City Missouri	
5428	01/10/2023	X			JOHNSONSCO	Scott Johnson	
5457	01/24/2023	X			JOHNSONSCO	Scott Johnson	
16355	01/10/2023	X			SIPVINE	sipVine, Inc.	
5462	01/24/2023	X			SORINEX	Sorinex Exercise Equipment, Inc.	
5466	01/31/2023				SPANLANG	Spanish Language Resources, Inc.	
5436	01/10/2023	X			SUMMITCHRI	Summit Christian Academy	
5437	01/10/2023				TALKSPACE	Talkspace Network LLC	
5463	01/24/2023				TALKSPACE	Talkspace Network LLC	
5448	01/18/2023	X			TEAMCONNEX	Team Connection, Inc.	
5442	01/18/2023	X			GUARDIAN	The Guardian Life Insurance Co	
5445	01/18/2023	X			LABORPROS	The Labor Pros, LLC	
5432	01/10/2023	X			MCFERRINTR	Tracy McFerrin	
5464	01/31/2023				MCFERRINTR	Tracy McFerrin	
16511	01/18/2023	X			UNITEDHEA	United Healthcare Insurance Company	
5450	01/18/2023	X			COLLINSSPO	W. L. COLLINS CORP, INC	
5467	01/31/2023				WHCKCTLLC	WHC KCT, LLC (ZTRIP)	
16357	01/10/2023	X			YELLOWDOG	Yellow Dog Networks, Inc.	

Check Amount  
5,254.50  
1,277.25  
1,384.50  
9,856.40  
5,220.00  
392.00  
108.75  
3,375.00  
3,217.50  
58,134.05  
15,380.16  
15,380.16  
21,769.84  
21,769.84  
18,966.23  
1,191.38  
344.50  
374.00  
151,445.42  
3,200.00  
4,320.00  
16,933.25  
16,841.87  
3,540.17  
167.31  
591.30  
819.59  
18,954.00  
24,534.00  
4,310.00  
153.00  
3,450.00  
928.12  
1,125.00  
96.54  
580.00  
290.00  
70.00  
50.00  
63.00  
2,996.21  
410.00  
170.00  
866.00  
80.00  
80.00  
1,746.60  
1,542.00  
1,542.00  
595.00  
5,433.73  
320.00  
1,200.00  
145.00  
105.00  
598.50  
46,381.50  
150.00  
225.00  
3,750.00  
3,750.00  
2,340.13  
11,051.84  
22,094.25  
63.76  
1,341.12  
132,513.65  
163.37  
12,220.95  
860.00

---

690,594.24